

Annual Report 2024

Vardhaman Education and Welfare Society.s

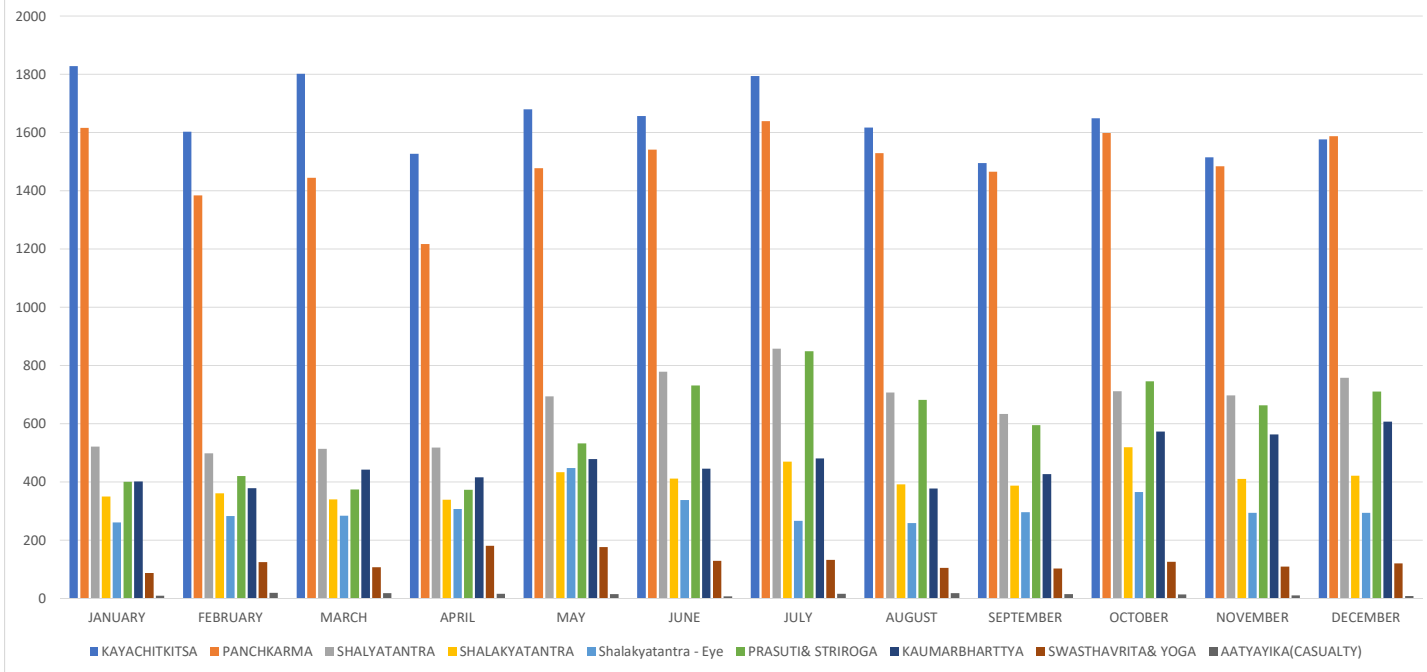
Ahinsa Institute of Ayurveda

Dr. Ratansing Munot Ayurvedic Hospital

OPD Data (Number of Patients Attended OPD (1st Jan to 31st Dec 2024))

SR.N O.	MONTH	KAYACHITK ITSA	PANCHKAR MA	SHALYATA NTRA	SHALAKYA TANTRA	Shalakyatantra Eye	PRASUTI& STRIROGA	KAUMARBHARTTY A	SWASTHAVRITA& YOGA	AATYAIKA(CASUALTY)	Agadtantra	TOTAL
1	JANUARY	1828	1616	521	350	261	400	401	87	9	0	5473
2	FEBRUARY	1603	1384	498	361	283	420	378	124	19	0	5070
3	MARCH	1802	1445	513	340	284	374	442	107	17	0	5324
4	APRIL	1527	1217	518	338	307	373	415	180	15	0	4890
5	MAY	1680	1478	694	433	447	532	478	176	14	0	5932
6	JUNE	1657	1541	778	411	337	731	445	129	7	2	6038
7	JULY	1794	1639	858	469	266	849	480	132	15	53	6555
8	AUGUST	1617	1529	707	391	258	682	377	104	17	18	5700
9	SEPTEMBER	1495	1466	633	387	296	595	427	102	14	21	5436
10	OCTOBER	1649	1599	711	519	365	745	573	125	13	11	6299
11	NOVEMBER	1515	1484	697	410	293	663	563	109	10	9	5744
12	DECEMBER	1577	1588	757	421	294	710	607	120	8	7	6000
TOTAL		19744	17986	7885	4830	3691	7074	5586	1495	158	121	68449
GRAND TOTAL		68449										
AVERAGE OPD'S PER D		228.1633333										

Chart Title



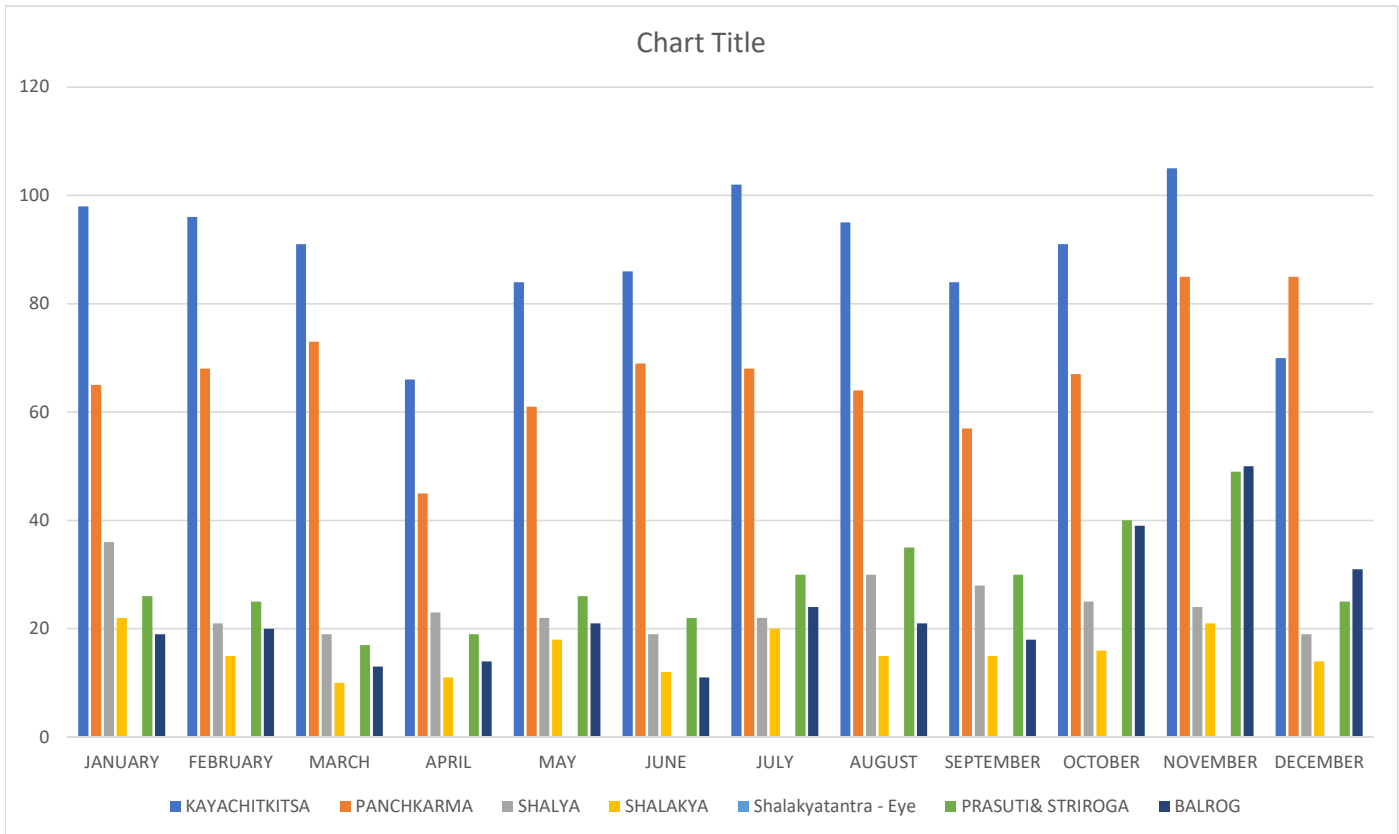
Annual Report 2024

Vardhaman Education and Welfare Society.s

Ahinsa Institute of Ayurveda

Dr. Ratansing Munot Ayurvedic Hospital

IPD Data (1st Jan to 31st Dec 2024)									
SR.NO.	MONTH	KAYACHI TKITSA	PANCHKA RMA	SHALYA	SHALAKYA	Shalakyatan tra - Eye	PRASUTI& STRIROGA	BALROG	TOTAL
1	JANUARY	98	65	36	22	0	26	19	266
2	FEBRUARY	96	68	21	15	0	25	20	245
3	MARCH	91	73	19	10	0	17	13	223
4	APRIL	66	45	23	11	0	19	14	178
5	MAY	84	61	22	18	0	26	21	232
6	JUNE	86	69	19	12	0	22	11	219
7	JULY	102	68	22	20	0	30	24	266
8	AUGUST	95	64	30	15	0	35	21	260
9	SEPTEMBER	84	57	28	15	0	30	18	232
10	OCTOBER	91	67	25	16	0	40	39	278
11	NOVEMBER	105	85	24	21	0	49	50	334
12	DECEMBER	70	85	19	14	0	25	31	244
TOTAL		1068	807	288	189	0	344	281	2977
GRAND TOTAL		2977							
AVERAGE IPD'S PER DAY		8.156164384							

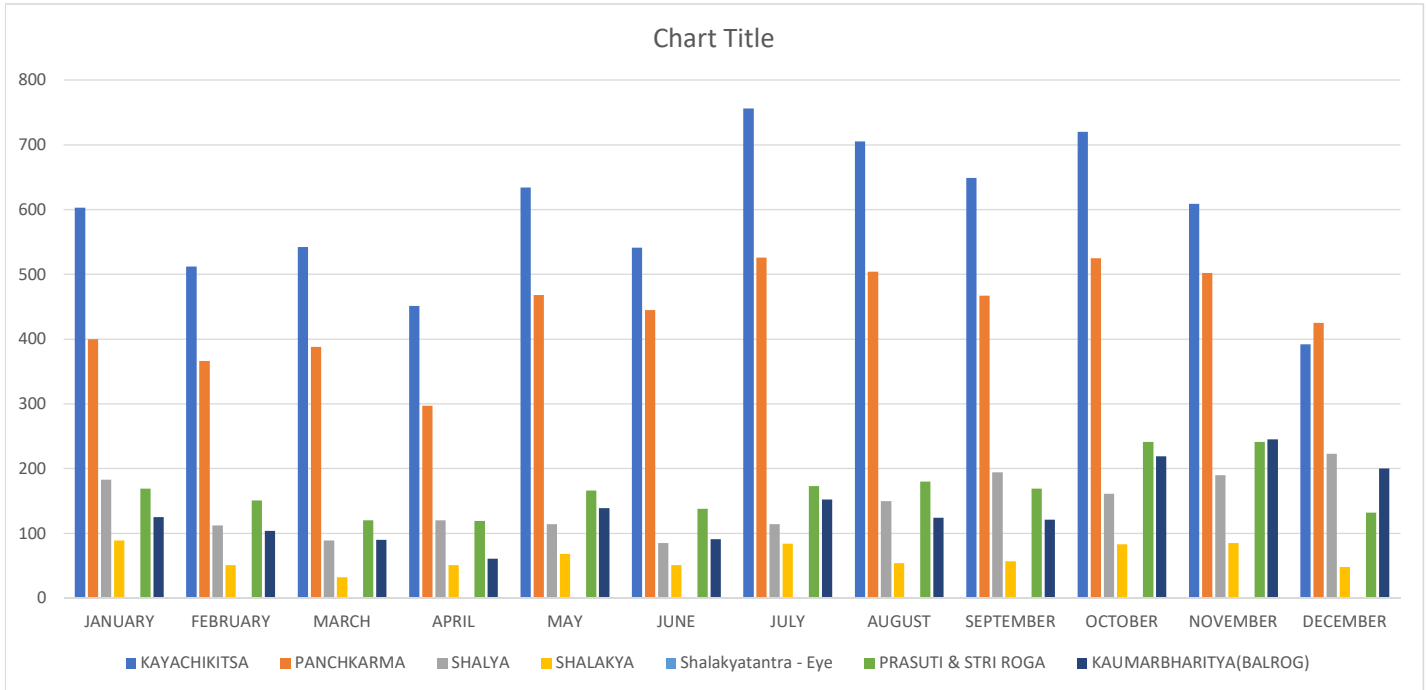


Annual Report 2024

Vardhaman Education and Welfare Society.s
Ahinsa Institute of Ayurveda
Dr. Ratansing Munot Ayurvedic Hospital

DETAILS OF TOTAL BED DAYS OCCUPIED (1st Jan to 31st Dec 2024)

SR. NO.	MONTH	KAYACHI KITSA	PANCHK ARMA	SHALYA	SHALAKYA	Shalakyatantra - Eye	PRASUTI & STRI ROGA	KAUMARBHARITY A(BALROG)	TOTAL	
1	JANUARY	603	400	183	89	0	169	125	1569	
2	FEBRUARY	512	366	112	51	0	151	104	1296	
3	MARCH	542	388	89	32	0	120	90	1261	
4	APRIL	451	297	120	51	0	119	61	1099	
5	MAY	634	468	114	68	0	166	139	1589	
6	JUNE	541	445	85	51	0	138	91	1351	
7	JULY	756	526	114	84	0	173	152	1805	
8	AUGUST	705	504	150	54	0	180	124	1717	
9	SEPTEMBER	649	467	194	57	0	169	121	1657	
10	OCTOBER	720	525	161	83	0	241	219	1949	
11	NOVEMBER	609	502	190	85	0	241	245	1872	
12	DECEMBER	392	425	223	48	0	132	200	1420	
TOTAL		7114	5313	1735	753	0	1999	1671	18585	
GRAND TOTAL		18585					Bed Occupancy %	50.92%		



Annual Report 2024
Vardhaman Education and Welfare Society.s
Ahinsa Institute of Ayurveda
Dr. Ratansing Munot Ayurvedic Hospital

PANCHKARMA OPD Data Number of Patients Attended (1st Jan to 31st Dec 2024)

MONTH	SNEHAN	SWEDAN	VAMAN	VIRECHAN	BASTI	SHIROBASTI	NASYA	TARPAN	LEP	SHIRODHARA	YONIPICHU	AGNIKARMA	UTTARBASTI	YONIDHAWAN	VASTI	RAKTMOKSHAN		KARNADHAVAN	GANDUSH	OTHER	TOTAL
																JALOKAR	SIRAVEDH				
JAN	17	17	0	0	56	0	20	1	0	44	0	0	0	0	0	6	0	0	0	0	161
FEB	30	7	0	0	105	4	23	2	0	31	1	0	0	0	0	7	1	0	0	0	211
MAR	31	35	0	0	202	0	37	19	0	62	1	0	0	0	0	7	1	0	0	0	395
APR	16	21	0	0	219	0	0	19	0	59	0	0	0	0	0	8	1	0	0	0	343
MAY	63	11	0	0	261	2	4	16	0	114	0	0	0	0	0	3	0	0	0	0	474
JUN	18	9	0	0	248	5	4	1	0	80	0	0	0	0	0	0	0	0	0	0	365
JUL	19	23	0	0	169	0	5	1	0	81	0	0	0	0	0	0	0	0	0	0	298
AUG	12	4	0	0	202	0	2	0	0	60	0	0	0	0	0	0	1	0	0	0	281
SEP	41	12	0	2	100	0	0	4	0	63	0	0	0	0	0	0	0	0	0	0	222
OCT	62	0	0	0	153	0	0	0	0	81	0	0	0	0	0	0	0	0	0	0	296
NOV	53	0	0	2	128	0	0	0	0	74	0	0	0	0	0	1	0	0	0	0	258
DEC																					0
TOTAL	362	139	0	4	1843	11	95	63	0	749	2	0	0	0	0	32	4	0	0	0	3304

Annual Report 2024
Vardhaman Education and Welfare Society.s
Ahinsa Institute of Ayurveda
Dr. Ratansing Munot Ayurvedic Hospital

PANCHKARMA IPD Data (Number of Patients Attended (1st Jan to 31st Dec 2024))

MONTH	SNEHAN	SWEDAN	VAMAN	VIRECHAN	BASTI	SHIROBASTI	NASYA	TARPAN	AGNIKARMA	LEP	SHIRODHARA	YONIPICHU	UTTARBASTI	YONIDHAWAN	VASTI	RAKTMOKSHAN		PRATISARAN	KARNADHAVAN	KARNAPURAN	NETRADHAVAN	RAKTMOKSHAN	GANDUSH	OTHER	TOTAL	
																JALOKAR	SIRAVEDH									
JAN	279	249	0	0	175	1	27	0	0	0	0	1	0	24	0	27	1	0	0	13	0	0	0	0	0	797
FEB	166	128	1	0	176	0	13	0	0	0	0	2	4	38	0	0	0	0	0	19	0	0	0	0	0	547
MAR	168	122	0	2	243	0	12	0	0	0	0	4	0	0	0	0	0	0	0	0	0	0	0	0	0	551
APR	188	140	1	12	218	0	9	0	0	0	1	0	0	0	0	0	0	0	0	0	0	0	0	0	0	569
MAY	221	169	0	2	306	0	23	0	0	0	0	0	0	0	0	0	0	0	0	0	0	0	0	0	0	721
JUN	198	164	0	0	301	0	14	0	0	0	0	0	0	0	0	6	0	0	0	2	0	0	0	0	0	685
JUL	218	179	2	0	314	0	22	0	0	0	0	0	0	0	0	0	0	0	0	31	0	0	0	0	0	766
AUG	188	138	1	0	314	0	13	0	0	0	0	15	0	16	0	0	0	0	13	29	0	0	0	0	0	727
SEP	187	159	0	0	240	0	7	0	0	0	0	29	0	29	0	6	1	0	17	12	0	0	0	0	0	687
OCT	228	133	5	36	278	0	33	1	58	0	10	19	0	12	0	15	0	0	6	17	0	0	0	0	10	861
NOV	308	156	1	34	317	1	43	0	97	0	12	23	0	20	0	0	0	0	0	42	1	0	0	0	40	1095
DEC	177	67	0	55	254	1	37	2	92	0	24	26	0	27	0	6	1	0	1	35	0	0	0	0	34	839
TOTAL	2526	1804	11	141	3136	3	253	3	247	0	47	119	4	166	0	60	3	0		200	1	0	0	0	84	8808

Annual Report 2024

Vardhaman Education and Welfare Society.s

Ahinsa Institute of Ayurveda

Dr. Ratansing Munot Ayurvedic Hospital

Number of other procedures conducted in the last calendar from 1 Jan 2024 to 31 Dec-2024

381

Annual Report 2024

Vardhaman Education and Welfare Society.s

Ahinsa Institute of Ayurveda

Dr. Ratansing Munot Ayurvedic Hospital

Labour Room	
Number of Deliveries Conducted from 1st Jan to 31st Dec 24	22
Total number of Operations done from 1st Jan to 31st Dec 24	15

|



Annual Report 2024

Vardhaman Education and Welfare Society.s

Ahinsa Institute of Ayurveda

Dr. Ratansing Munot Ayurvedic Hospital

CLINICAL LABORATORY		
SR.NO	Investigation done from 1st Jan to 31st Dec 2024	
1	MAJOR OT	221
2	MINOR OT	498
3	KSHARSUTRA	338

Annual Report 2024

Vardhaman Education and Welfare Society.s

Ahinsa Institute of Ayurveda

Dr. Ratansing Munot Ayurvedic Hospital

CLINICAL LABORATORY		
SR.NO	Investigation done from 1st Jan to 31st Dec 2024	
1	HAEMATOLOGICAL TESTS	7188
2	BIO-CHEMISTRY TESTS	4120
3	SEROLOGY TESTS	1680
4	MICROBIOLOGY TESTS	968
5	TOTAL NUMBER OF INVESTIGATION CARRIED OUT	13956

Annual Report 2024

Vardhaman Education and Welfare Society.s

Ahinsa Institute of Ayurveda

Dr. Ratansing Munot Ayurvedic Hospital

Other Investigations Done from 1st Jan-24 to 31st Dec-24	
X-rays	5146
ECG	943